



Mobility Project Voucher Application Walkthrough-Phase 1

12.15.2022

Clean Mobility Options

www.cleanmobilityoptions.org

Program Administration Team



Agenda



- Clean Mobility Options (CMO) Program Overview
- Mobility Project Voucher (MPV) Overview
- Mobility Project Voucher (MPV) Two-Phase Application Process
- Mobility Project Voucher (MPV) Phase 1 Application Walkthrough
 - Sections 1-6
- Next Steps



Clean Mobility Options Program

A statewide public program that empowers under-resourced communities across California to identify and overcome mobility obstacles with funding for community needs assessments and clean, shared, zero-emission transportation projects.

California Climate Investment f



Clean Mobility Options is part of California Climate Investments (CCI), a statewide initiative that puts billions of Cap-and-Trade dollars to work reducing greenhouse gas emissions, strengthening the economy, and improving public health and the environment — particularly in underserved communities, and California Energy Commission’s Clean Transportation Program, which is investing more than \$1 billion to accelerate the deployment of zero-emission transportation infrastructure and support in-state manufacturing and workforce training and development.



SAVE THE DATE

**The Mobility Project Voucher (MPV)
Application Window is set to open**

9:00am PT on March 1, 2023

\$34 Million In Total Funding Available for Two Voucher Types



Community Transportation Needs Assessment (CTNA)

- 12-month term
- \$1 million total available
- Up to \$100,000 per CTNA project
- Up to \$200,000 set-aside for eligible tribal governments

Mobility Project Vouchers (MPV)

- 5-year term
- \$33 million total available
- Up to \$1.5 million per mobility project
- \$7.5 million set-aside for previous CTNA awardees
- \$3 million set-aside for tribal governments

Technical Assistance Support



One-on-One Technical Assistance Available to All Prospective Applicants

Access Assistance:

- Email
- Phone calls
- Online form
- CMO office hours
- Information sessions

Get help with:

- Understanding eligibility
- Budget advice
- Project design
- Developing partnerships
- And more

Assistance is NOT:

- Filling out application
- Writing budget

Technical Assistance Support Cont'd



- Complete online form at the cleanmobilityoptions.org/help/
- Call into CMO Hotline **626-744-5670**
- Access one-on-one assistance or schedule a CMO Information Session: info@cleanmobilityoptions.org
- CMO Thursday Office Hours: 12 pm-1 pm PT weekly- **ZOOM**

What is a Mobility Project?

MPV supports the planning, development and implementation of clean mobility projects.

Scope of Work:

- Develop proposed project based on a transportation needs assessment.
- Plan and run services for up to 5 years of the project term.



Eligible Project Areas

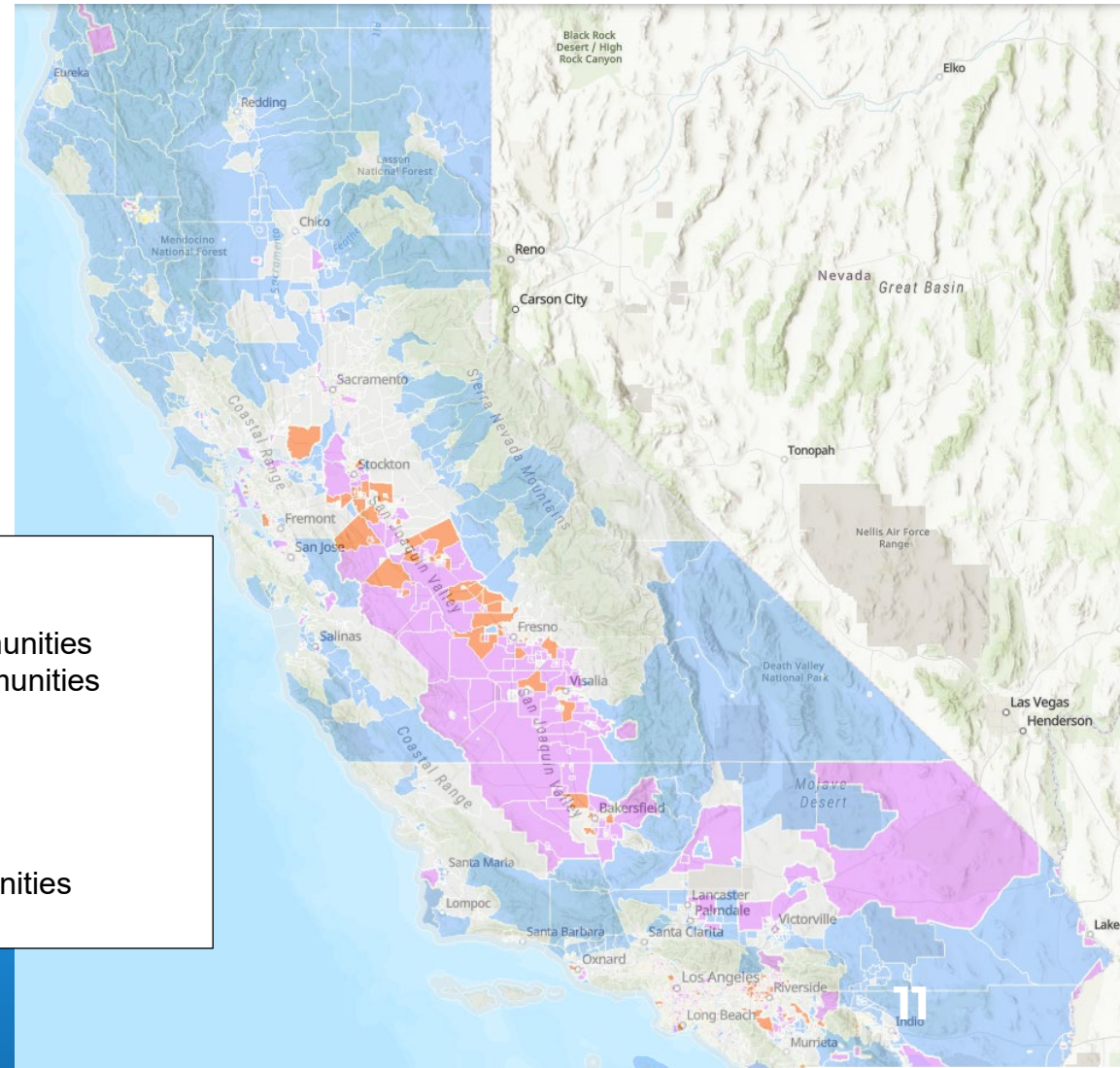


CalEnviroScreen 4.0

Disadvantaged Communities




AB 1550 Low-Income Communities

Tribal Lands within AB 1550 Low-Income Communities or DACs



[Project Area Mapping Tool - Clean Mobility Options](#)

Legend

-  SB 535 Disadvantaged Communities & AB 1550 Low-Income Communities
-  SB 535 Disadvantaged Communities (DACs)
-  AB 1550 Low-Income Communities

Eligible Applicants



Lead Applicants

- Public Agencies
- Nonprofit Organizations
- Tribal Governments

Sub-Applicants

- Public, Private, or Nonprofit Organizations
- Includes Providers of
 - Clean Mobility Services
 - Infrastructure and installations
 - Community Outreach
 - Technical Expertise
 - Consulting Services

Transportation Needs Assessment for MPV



Identification and evaluation of transportation access needs, preferences, and priorities in underserved communities through meaningful, representative community engagement and leadership.

Transportation Needs Assessment Components:

- Transportation access data analysis:
 - Community survey
 - At least three data sources
- Community engagement
 - Minimum two engagement activities
- Final summary report

MPV's Two-Phase Application Process




Phase 1



Includes more basic and generalized information about:

- Project Team Profile
- Project Narrative
- Transportation Needs Assessment
- Project Area Profile
- Total Requested Voucher Amount
- Supporting doc (eligibility)

Phase 2



Includes more in-depth information about:

- Project Narrative / Team Profile details
- Project Milestone Schedule
- Community Outreach Plan
- Community Resource Contribution
- Budget Worksheet
- Financial Sustainability Plan
- Supporting docs (where applicable)



MPV Application Timeline



MPV PHASE 1 Open:


- Application Window Opens
March 1, 2023, at 9:00 am PT
- Application Window Closes
April 5, 2023, at 11:59 pm PT

May 2023:

MPV Notice to Proceed to Phase 2.

Fall 2023:

MPV Notice of Intent to Award.



Randomization occurs if oversubscribed on day-one, March 1, 2023, by 11:59 pm PT

MPV PHASE 2 Application Submitted
Summer 2023

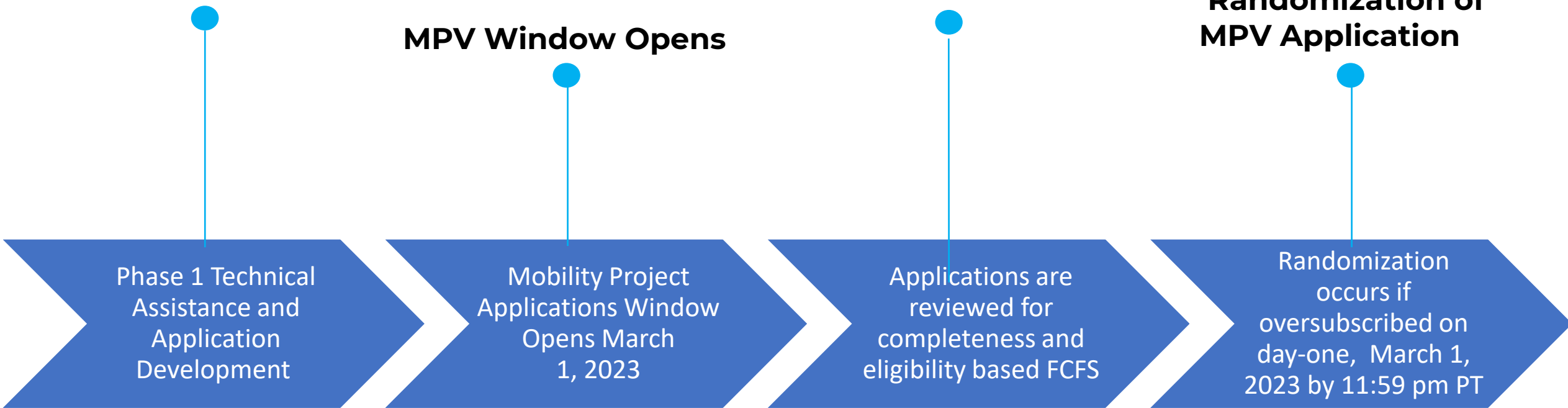
Application Development and Technical Assistance Timeline Phase 1



Application Development

Application Review

Randomization of MPV Application



Window 2 Opens on March 1, 2023, at 9 am PT:



MPV Application Timeline Phase 2

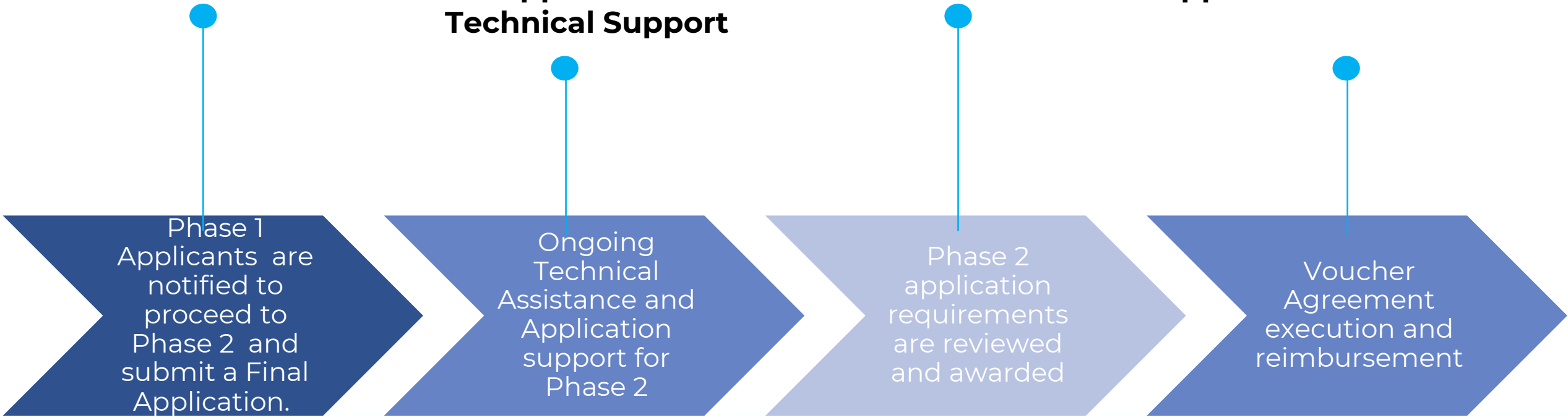


Proceed to Phase 2

Phase 2 Application Submission

Applicant is Awarded

Application Technical Support



MPV Application Guide



Application Guide:

- To use as a reference throughout the application process.
- Provides examples and guidance for each step of the application.


Implementation Manual:

- For the full program requirements.

How to Apply



Fillable application form: cleanmobilityoptions.org/mpv-application/



Applications can be mailed to: CALSTART
48 South Chester Ave.
Pasadena CA, 91106

Applications are not accepted by e-mail.

Submission Requirements



Timestamps:

- Date and time will automatically be indicated when application is submitted through the online portal.
 - Mail-in options should be postmark with date and time.
-



No Early Submissions:

- Application can only be submitted or postmarked starting Wednesday, March 1, 2023 at 9 am PT until April 5, 2023 at 11:59 pm PT.
 - It is recommended to submit application on March 1st, 2023 should randomization be triggered due to oversubscription on day one.
-



No Incomplete Submissions:

- Submitted applications must be complete with all required documents to be evaluated.

MPV Phase 1 Application Submission Reminders



- 1** Phase 1 applications received before the date and time of submission window opening will not be accepted.
- 2** The online portal allows applicants to save progress while completing an application, return to complete at the later time, and share the application among team members.
- 3** Applicants will need to manually submit applications on the date and time announced. The “submit” function will be enabled once the application window opens.

Section 1-6



Section 1: Primary Contact Information

Section 2: Applicant and Team Profile

Section 3: Project Narrative

Section 4: Community Transportation Needs Assessment (CTNA)

Section 5: Project Area

Section 6: Attestation and Signature

Section 1: Primary Contact Information Cont'd



Primary contact can save, submit, and return to the saved application.



They must be authorized by the lead applicant's organization to act on behalf of the organization.



Additional information is optional.

Section 2: Applicant and Team Profile



In this section, you will enter

- Lead applicant name, address, and organization type, and list sub-applicants
- Indicate if the lead applicant has received funding from CARB in the past
- Indicate the relationship of the lead applicant to a mobility provider on the team, if applicable





Section 2: Applicant and Team Profile

Cont'd



- The team must include a mobility provider that has at least one year of experience providing mobility services.
- The mobility provider must be identified now or within three months of voucher execution.
- The lead applicant may be the mobility provider if they meet the criteria.
- Past recipients of CMO's Mobility Project Vouchers and their project partners may apply for additional CMO Mobility Project funding.

Section 3: Project Narrative



In this section, you will select:

- Project Type
- Vehicle Types to be deployed
- Indicate whether service is new or existing
- Indicate whether the same type of service already exists and is operating in the community

Section 3: Project Narrative Cont'd



Project Name- What do we call it?

- The project name is what the CMO Administrator Team will refer to the project in official program materials and with the public and media.
- The project name could reference the service model, target audience or community, and location.

Examples:

- Richmond Moves
- Chula Vista Community Shuttle
- Good2Go Bikes San Pedro



Section 3: Project Narrative Cont'd



Project Overview:

Description of the proposed project, service model(s), and work plan, defining the transportation and mobility challenge(s) that the project will address based on the input from community residents.



Section 3: Project Narrative Cont'd



The response in Project Profile must contain all the following:

- Goals and/or objectives.
- Statement indicating that the goals and/or objectives are supported by the needs assessment.
- Description of intended users or riders and types of trips or destinations that will be served.
- Location of where service(s) will be provided.
- Types of mobility services or technologies that will be employed including supporting equipment or infrastructure.
- Brief-summary of team member roles.

Section 4: CTNA - Data Sources



List the **3 data sources** and **accessibility indicators** that you used to develop a Transportation Access Data Analysis.

Sources can indicate:

1. Accessibility: Measure safety of transportation options.
2. Reliability: Review local transit provider services.
3. Affordability: measure costs of transportation.

Section 4: CTNA - Data Sources



Example Data Sources

- Walkability Index
- Origin Destination Data
- Collision Data
- Walk Audits



Section 4: CTNA - Resident Survey



Describe the required survey of residents regarding existing travel behavior completed within the past 4 years of the Project Area residents:

- Who was surveyed
- What was included in the survey
- When and where it was implemented
- What distribution methods were used
- When number of respondents and notable demographics

Surveys may be administered through in-person interviews, paper or online questionnaire.

Section 4: CTNA Resources 1



- Data Collection Guide
- Data Collection Guide Appendix
- Survey Guide featuring sample surveys

<https://cleanmobilityoptions.org/na-implementation-toolkit/>

Section 4: CTNA Community Engagement



Describe Two Community Engagement activities completed within the past 4 years that engaged Project Area residents you aim to serve that includes:

- Who was targeted to be involved
- What were the goals and methods of the engagement
- Where and when it took place
- Number of participants and notable demographics.



Section 4: CTNA Summary Report of Findings



- Upload a summary of how proposed project contributes to transportation solutions preferences expressed by community in the needs assessment.
- There is a Summary Report guide on the CMO website intended for MPV applicants.

Section 4: CTNA Resources 2



- [Community Engagement Guide](#)
- [Community Engagement Guide Appendix](#)
- [Summary Report Guide](#)
- [Sample Summary Reports](#)



Section 5: Project Area



In this section, you will:

- Select which eligible area your project is located
- List the eligible census tracts of your project area
- Choose the best description of your project area (City, County, Tribal, etc.)

IMPORTANT:

- The Project Area is defined as the geographic area where community residents live and most infrastructure is to be installed.
- Only select "unincorporated community" if no part of the Project Area falls within an incorporated area.

Section 6: Signature and Attestation



- This section forms an agreement that the primary contact, on behalf of the lead applicant, acknowledges and will comply with critical program and application rules and procedures.
- Please ensure that the whole team including legal counsel has read through and agrees to comply with all requirements in the IM.

Additional Resources



MPV Part One Sample Application (forthcoming)

more information about Phase 2, see the Application Guide at <https://3xf.e49.myftpupload.com/mpvappguide1>.

COMPANION APPLICATION GUIDE:

The [Application Guide](#) is a companion to this application form with tips for answering each question. We recommend that you read the guide before starting the application. "Guidance" links in the application questions below will take you to their corresponding sections in the guide to make this resource easy to use as you progress through your application.

please contact the CMO Application Technical Assistance with your request.

MORE INFORMATION AND SUPPORT:

Technical assistance is available to help complete the application:

- Email: info@cleanmobilityoptions.org
- Phone: (626) 744-5760
- Web: www.cleanmobilityoptions.org/help

SECTION 1. PRIMARY CONTACT INFORMATION

| Individual's Name | Title | Email Address | Phone | Additional Information |
|-------------------|-------------------|-------------------|----------------|------------------------|
| Juan Doe | Executive Officer | DoeJuan@email.org | (555) 555-2345 | |

SECTION 2. APPLICANT AND TEAM PROFILE

Lead Applicant Organization Name
CleanTech Incubator

Lead Applicant Organization Address
321 First Street, Suite 101, Zenith Beach, California 90000

Lead Applicant Organization Type
Non-Profit Organization



Next Steps

This section covers Phase 2 Application Process and available Technical Assistance and Support

Application Phase 2 Next Steps



- Applicant will receive Notice of Advancement to Proceed to Phase 2.
- Applicants submits Phase 2 Requirements.
 - **Mid May 2023:**
 - Project Narrative
 - Project Milestone Schedule
 - Community Outreach Plan
 - Community Resource Contribution
 - Budget Worksheet
 - Financial Sustainability Plan
 - Supporting docs (where applicable)
- Applicant will receive Notice of Intent to Award.

Webinars



- **Setting Program Expectations for MPV Applicants**
 - *Jan 18, 2023, from 11am-12pm PT*
- **CMO Mobility Provider Roundtable**
 - *Jan 25, 2023, from 11am-12:30 pm PT*
- **MPV Application Phase 2 Walkthrough**
 - *Feb 8, 2023, from 11am-12pm PT*
- **MPV Application Phase 2 Walkthrough for Tribal Governments**
 - *Feb 9, 2023, from 11am-12pm PT*

Program Administration Team

